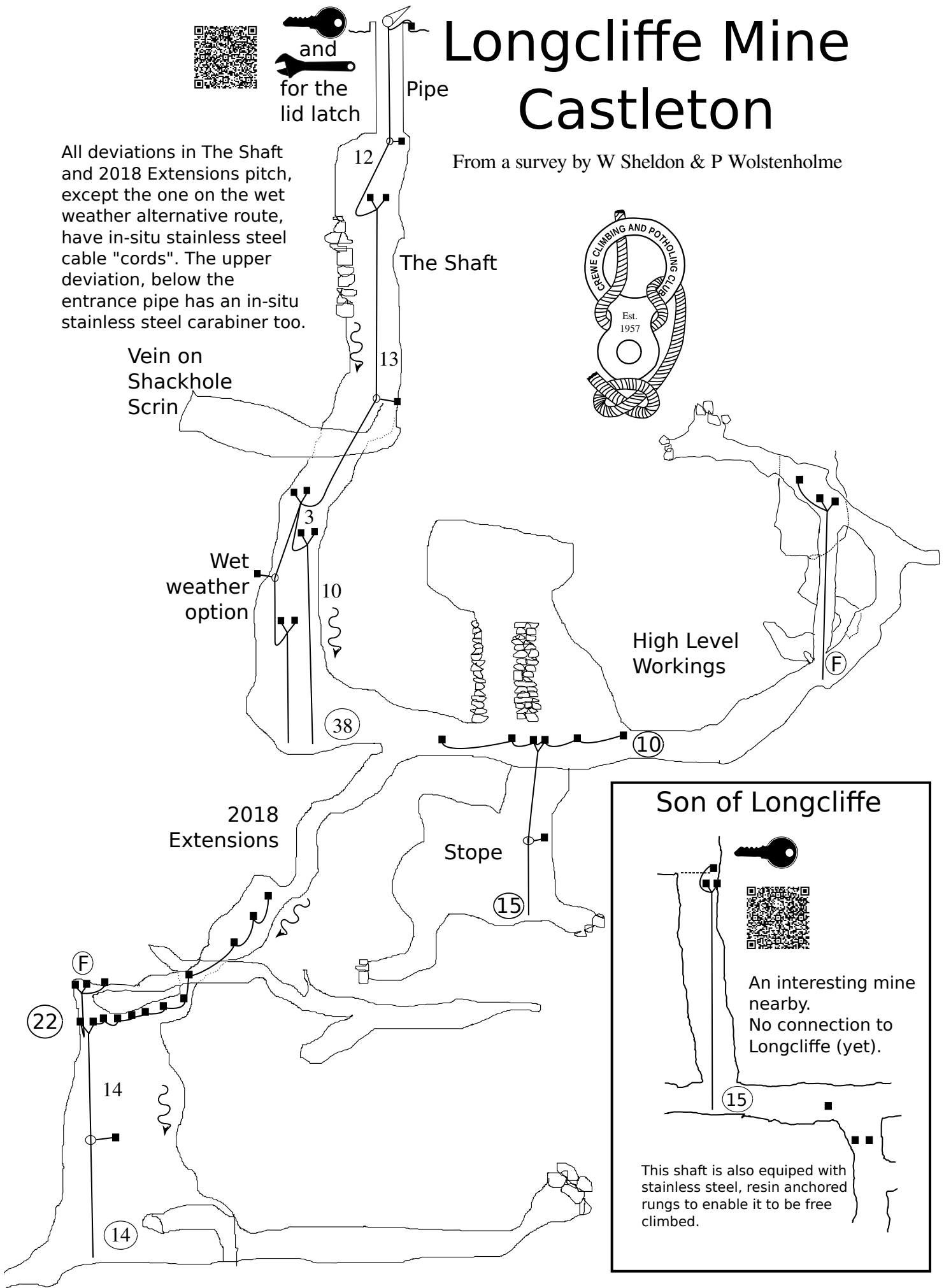
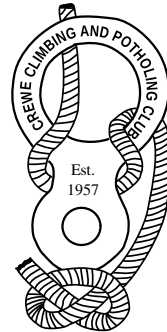




# Longcliffe Mine Castleton

From a survey by W Sheldon & P Wolstenholme

All deviations in The Shaft and 2018 Extensions pitch, except the one on the wet weather alternative route, have in-situ stainless steel cable "cords". The upper deviation, below the entrance pipe has an in-situ stainless steel carabiner too.






















**Son of Longcliffe**

An interesting mine nearby.  
No connection to Longcliffe (yet).

This shaft is also equipped with stainless steel, resin anchored rungs to enable it to be free climbed.

# Key

Pitch depth (metres)	9
Descent distance to deviation (m)	-3
Rope length (m)	
Rope length for entire route (m)	 
Thread belay. Natural, or drilled	 DO 
Scaffold bar belay	
8mm spit, rawl bolt etc	
Stainless steel permanent anchor IC, Eco, BP, DMM, goujon, P38, Fixe etc.	
Spike, or flake	
Deviation	
Fixed ladder	
Pull through, or Pull Up	
Fixed rope	
Belay stake	
Tree belay	
QR Code link to Peak District Caving	
Derbyshire key required	
Access key, or code required	
Flowing water (normal conditions)	

## Safety

Caving is a potentially dangerous activity. You must be aware of and accept the risks involved. You are responsible for your own actions and for your own and your companions safety.

If you are unsure about SRT, or safe rigging methods then we recommend joining a reputable club, or attending a training course. These rigging guides are provided for the use of experienced cavers only. The provision of a guide does not mean that the route is safe and the caver must use her, or his own judgment when rigging and descending the cave. Weather conditions, deterioration of the anchors, loose rock, the cavers skill level, fitness and many other factors can affect the safety of the route.

All belays should be inspected and assessed for suitability prior to use. No anchor can be considered totally safe and it would be unwise to trust your life to a single anchor. Adequate back-ups are available. This includes natural rock features and trees. Ash die back disease is prevalent in the Peak District and can make afflicted ash trees dangerously weak. Guidance on inspecting stainless steel resin fixed anchors and their surrounding rock can be found on the British Caving Association web site <https://british-caving.org.uk/our-work/safety/> and you should familiarise yourself with this. Several groups install resin anchors in the Peak District. Any problems with an anchor should be reported to the Derbyshire Caving Association <https://thedca.org.uk/>. If it is not one of their anchors, they may be able to direct you to a more appropriate person. In the Peak/Speedwell system, they should be reported to the Peak Cavern Keyholders <https://www.peakspeedwell.info/>.

Fixed ropes should be treated with the greatest of caution. Especially those heading upwards, where the upper anchors and rope condition cannot be checked before trusting your life to them. A few have been installed by DCA and the Peak Cavern Keyholders and have a regular inspection and replacement schedule. Some have been adopted by caving clubs, but others will have received no care after installation.

Pitch Lengths are for guidance only. Rope lengths may need to be increased depending on your rigging techniques. Err on the side of caution; are your ropes long enough? Have you tied a knot in the end?

We've made our best efforts to make this guide as accurate as we can. CCPC can accept no responsibility for any errors, or omissions in the guide. If you find any errors, or wish to make any suggestions, then please let us know. There is a feedback form on the rigging guide web site.