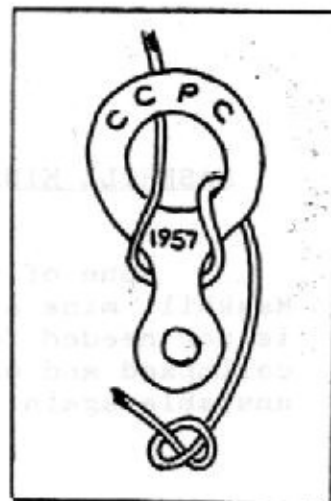


CCPC



Newsletter

No.34

October 1993.

Hi, at last the 3rd issue of the born again Newsletter. I know you have all been waiting with baited breath for so long, (sorry but your as much to blame as I am) well you can all breath again, for here it is.

I won't harp on to much because I know you can't wait to read all the juicy gossip, well I am sorry, but there isn't any. Like all the other News and information I havn't been given. Since being press ganged into this post I have only received material from Ralph, and my library is now dry. (By the way, if anybody is interested the Belgians are making a trip to the Pyrenees in the summer of '93', all club members are invited. Ralph sent me pages upon pages of information for the newsletter, but unfortunately I was unable to get a newsletter to press in time with working away from home. Sorry Ralph.). So consider yourselves all told off.

If you would like me to carry on with the newsletter write me some articles, pass on information, keep any newspaper clippings you may find on caving, or give me any gossip, funny stories or adverts on any item lost, wanted or for sale not necessarily potholing you may have. Believe it or not it doesn't cost you a penny.

CODDY.

MASKHILL MINE.

None of the belays at the top of the entrance pitch into Maskhill mine are any good. A six foot length of scaffolding pole is now needed for a safe decent. Also the second pitch, which collapsed and was shored up in 1984 by the Eldon is now very unstable again..... Take care!

WARNING IN MENDIP.

On a recent trip to the mendips, two points were fetched to the attention of the members of the club.

1: The rate of car breakins as risen considerably. The cavers in the area are trying to do as much as possible to curb the situation, with little help from the Police. It is recommended that you leave as little as possible in your car (if staying over night try leaving your clothes at the place you are staying, if possible, and travel to the cave in your caving gear taking with you just a towel or polythene bag). Remove tailboards and leave glove boxes open to show the cars empty.

There is just one bad point I think I must mention, the Clubs in the area are holding stakeouts in order to catch the culprits. But to do this successfully they have to let them break into your car first, before they make an arrest.

This is good if it stops the car thieves, but bad on the car owner, for your car is damaged. The only sure way to beat them that I can see is to take Kevin along to car sit.

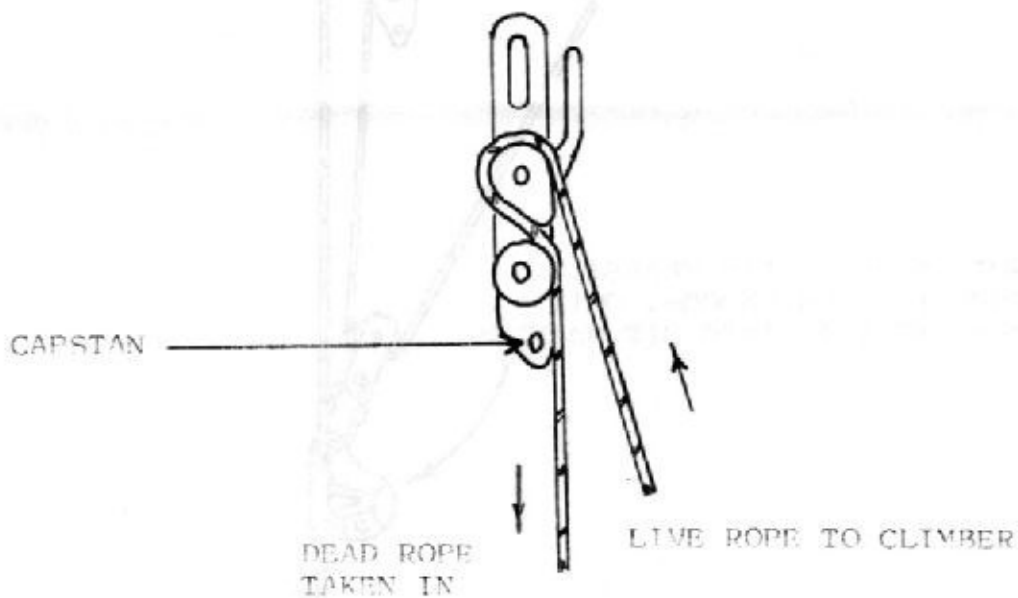
2: At the moment the Carbon Dioxide levels in Swildons Hole are quite high. During our weekend in the Mendips we were informed that water was being pumped in the area, and so having a knock on effect to the amount of water flowing through the system. Thus not replacing the oxygen in the cave at the rate it is being used. [I am no expert in this field, I am just passing on information of why , sorry if it is incorrect].

A party and I from our Club did a round trip in Swildons at the beginning of september, it caused us no great concern, but we all became out of breath a lot quicker and easier. One point was raised, although the high co2 content caused members of our party no great distress, what if you are Asthmatic?.

All the same these problems are only minor details compared to the great caving offered in the area. Don't let them put you off some great trips.

.....

A LIFELINING USING A PETZL STOP



TAKING IN
NB: NO NEED TO TOUCH THE HANDLE

LOWERING
VERY GENTLY SQUEEZE THE HANDLE IN. THE STOP
GIVES A VERY JERKY LOWER IN THIS CONFIGURATION,
AN ITALIAN HITCH MAY BE MORE APPROPRIATE. OR USE
A "FRICTION" CRAB CLIPPED INTO THE TOP CRAB AND
TAKE THE "DEAD" ROPE AROUND THE CAPSTAN.

COMMENT OF THE MONTH.

A conversation on the subject of ordering food, between a member of the club and a bar person, over heard at the Hunters Lodge near Priddy, Mendip.

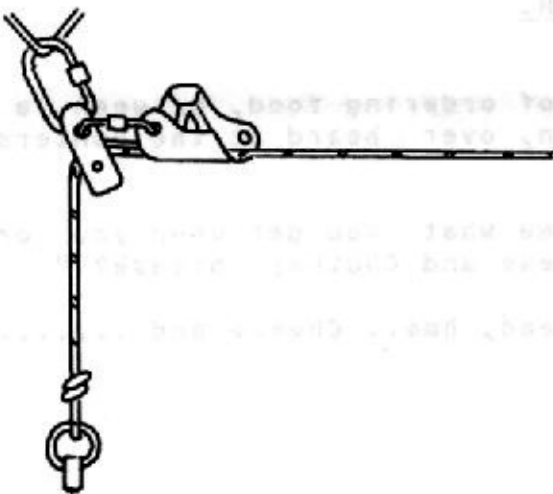
Club member: " Could you tell me what you get when you order the Bread, Cheese and Chutney please? "

Bar person: " Well, you get Bread, hmm.. Cheese and
Chutney. "

B

SIMPLE CONVERSION OF LIPELINING WITH A PETZL STOP TO THE Z-RIG HOIST SYSTEM.

WEIGHT JAMMER (WITH KRABS)
IF ROPE IS LONG ENOUGH, OMIT
JAMMER AND CLIP INTO SIT HARNESS.

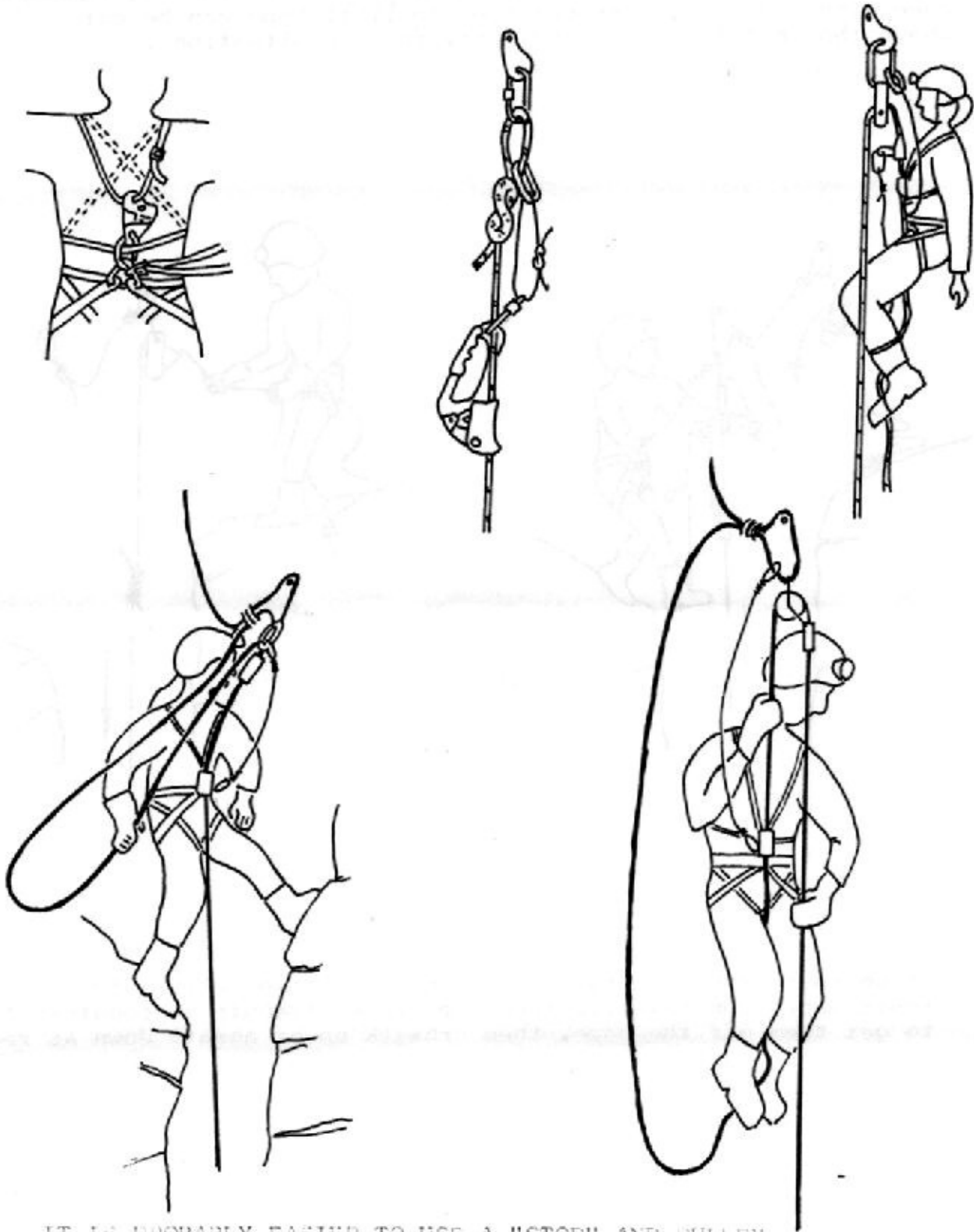


LIFELINING USING PULLEY/JAMMER

MOPE "HELP" CAN BE GIVEN. USE TWO OVAL KRABS. TO RELEASE THE JAMMER IN ORDER TO LOWER, CLIP C.T. INTO TOP KRAB, FIT "STOP" TO ROPE AND "BOUNCE" ON ROPE WHILE OPENING JAMMER. VICTIM CAN THEN BE LOWERED BY SIMPLY ABBERING DOWN THE ROPE WITH C.T. LEFT CLIPPED IN.

RESCUE.....HAULING FROM THE PITCH HEAD.....

HARD WORK... INVERT CROLL OR USE A SPARE JAMMER ON C.I. (WEIGHTED)
FIT JAMMER AS SHOWN... GET SOME SLACK IN THE SYSTEM THEN FIT A
"Z RIG" OR PRUSSIK UP THE OTHER ROPE PREFERABLY WITH A PULLEY AS
SHOWN.



IT IS PROBABLY EASIER TO USE A "STOP" AND PULLEY
ARRANGEMENT AS IN "B" ON THE LIFELINING SHEET. YOU
ARE ALSO MORE LIKELY TO HAVE THIS EQUIPMENT WITH
YOU, FEW PEOPLE CARRY ONE PULLEY LET ALONE THE
NUMBER REQUIRED, FOR SOME HAULING SYSTEMS.

RESCUE.... LOWERING FROM THE PITCH HEAD...

Fix Descender to belay as shown... lock off... use a spare rope long enough for the pitch (essential) get some slack in the system... untie the rope and fasten to rope through Descender. Lower the victim... or... attach SRT rope to lowering rope with jammer... then cut the rope!!!!!! Rope can be cut above the knot for increased safty in some situations.



If no spare rope... Prussik up/down to victim, clip into their short cowstail..., then use brute strength or counterbalance to get them off the rope, then Prussik up or absail down as recd.

RESCUE...LOWERING FROM MID ROPE...

Absail down spare rope to victim... fit their Descender as shown using their jammer(s), then clip the victim onto the end of your rope... using strength or counterbalance to remove the victim from their rope... then lower away.

